






# Learn Through Play 2024

# May—Toddler

<i>Sunday</i>	<i>Monday</i>	<i>Tuesday</i>	<i>Wednesday</i>	<i>Thursday</i>	<i>Friday</i>	<i>Saturday</i>
<b>4C for Children Additional Resources</b> Sign up for our monthly Family Source e-newsletter at <a href="http://4cforchildren.org/newsletter-sign-up/">4cforchildren.org/newsletter-sign-up/</a> for hot topics and resources. Plus, search 4C for Children on your favorite social media sites for more tips and information.    			<b>1</b> Have a family picnic outside.	<b>2</b> Sing a finger play like "Where is Thumbkin?" or "The Itsy-Bitsy Spider" with your child.	<b>3</b> Go on a walk and look for the colors pink and purple.	<b>4</b> READ! READ! READ with your child!
<b>5</b> Read "The Very Hungry Caterpillar" with your child. Talk about the different foods the caterpillar ate.	<b>6</b> While having breakfast, hide your face behind a cereal box and peek around it for a game of peek-a-boo.	<b>7</b> Read your favorite nursery rhyme and put actions to it so you and your child can say it with your bodies.	<b>8</b> Cut a card or a cereal box picture into three or four pieces and see if your child can put it back together.	<b>9</b> Give your child directions in your daily routine: "Can you put this toy in the box?" "Bring the book to me" etc.	<b>10</b> Dance the "Hokey Pokey" with your child and show him how to put the different parts "in" when you sing each one.	<b>11</b> Go outside and run! You can do a silly run. Try running in a straight line, a curvy line, a zigzag line, and a circle!
<b>12</b> When doing laundry, have your child help fold washcloths, or help him sort and match socks.	<b>13</b> Play with a large ball. See if your child can throw it from standing position, kick it, etc.	<b>14</b> Give your child different size cups to pour from one into the other in the bathtub or sink. Say "pour it out" and "all gone."	<b>15</b> Pretend to play your favorite instrument. Then go on a parade around your yard!	<b>16</b> Take a walk around your neighborhood.	<b>17</b> What animals do you see in the spring? Act them out.	<b>18</b> Build a tower of blocks with your child. See if they can stack and balance more than five blocks.
<b>19</b> Pull a wagon around outside. You and your child can gather sticks, rocks, acorns, pinecones, etc.	<b>20</b> Using water and a paintbrush, let your child paint the sidewalk.	<b>21</b> Look at a book together. Point and ask "What's this?" If your child responds, say, "Yes, it is." Name it if he does not respond.	<b>22</b> When dressing your child, give her choices. "Would you like to wear the red shirt or the blue shirt?"	<b>23</b> Gather five objects (spoon, toy car, ball, cup, etc.). Put them in a pile and mix them up. Ask, "Where is the ___? There it is!"	<b>24</b> When driving, talk about what you see. "Green light means go, stop sign means stop."	<b>25</b> Draw some lines outside on the sidewalk using chalk. You and your child can practice jumping over them.
<b>26</b> Tear newspaper into strips and crunch the strips into balls. Practice throwing the balls into a basket.	<b>27</b> TALK! TALK! TALK with your child!	<b>28</b> Go outside and play a game of Follow the Leader. Take turns being the leader.	<b>29</b> Attend story time at your local library.	<b>30</b> Repeat your favorite activity of the month.	<b>31</b> Go back and repeat the activities you enjoyed this month.	



**Activity:**  
Touchy Feely Box

**Materials:**  
-Shoobox with hole cut out big enough for a child's hand to fit in  
-shells, pinecones, rocks, feathers, etc.

**Directions:**  
Place items in box. Have the child put their hand in the box, touch an object and try to use words to describe it.

Encourage child to use descriptive words such as hard, soft, smooth, rough, or bumpy. Have child guess what it is, then pull it out.

Let children put in items to surprise each other.