




Learn Through Play 2021

December—Preschool

<i>Sunday</i>	<i>Monday</i>	<i>Tuesday</i>	<i>Wednesday</i>	<i>Thursday</i>	<i>Friday</i>	<i>Saturday</i>
<p>Connect With 4C Resources Online Parenting E-newsletter: Sign up for our monthly e-news full of parenting tips! Visit www.4cforchildren.org/families. Social media: Connect with 4C on Facebook, Pinterest, Twitter, YouTube and Instagram! Just search for 4C for Children on your favorite social site.</p> 			<p>1 Talk to your child about the four seasons. Ask your child what season they like the best and why.</p>	<p>2 Place popcorn kernels in a bowl for your child to measure and count.</p>	<p>3 Eat carrots and potatoes, while talking about root vegetables.</p>	<p>4 Silly song Saturday! Sing the song "Old McDonald."</p>
<p>5 Teach your child the phone number of a "safe person" who they can call if they need help or are lost.</p>	<p>6 Make a bookmark today! Gather up some scrap paper—old newspaper/magazines, wrapping paper scraps, etc.</p>	<p>7 Listen to violin music as you talk about the letter V.</p>	<p>8 Help your child count the characters in his or her favorite book.</p>	<p>9 Make a pile of shoes. Have your child find the matching pairs.</p>	<p>10 Turn off the TV. Read together as a family!</p>	<p>11 Walk through the produce section of the grocery store and look for orange fruits and vegetables.</p>
<p>12</p> 	<p>13 When doing laundry, have your child help fold washcloths.</p>	<p>14 Cut out different shapes and help your child make a shape collage.</p>	<p>15 Help your child follow two directions given at the same time. "Can you get the ball and roll it to me?"</p>	<p>16 Gather books you no longer read and donate them.</p>	<p>17 Learn about owls and what nocturnal means.</p>	<p>18 Make up a rhyme about the people in your family.</p>
<p>19 Invite a friend/family member to dinner. Have your child color and create an invitation card.</p>	<p>20 Have your child help you sort the silverware.</p>	<p>21 Make a puppet or stuffed animal (or even a sock!) talk or sing to your child.</p>	<p>22 Look through cookbooks with your child and find recipes you can make together.</p>	<p>23 Encourage your child to unwrap gifts on their own, and ask them for help to unwrap your gifts also. Boxes and papers are fun to play with afterwards!</p>	<p>24 Take a morning walk! Point out the beautiful frost designs on car windows, leaves, and grass.</p>	<p>25</p> 
<p>26 Gather up greeting cards and look at them together. Label the pictures and talk about emotions.</p>	<p>27 Talk about snowflakes—no two are alike!</p>	<p>28 Read, read, read!</p>	<p>29 Walk around and jump into the snow. Make snow angels!</p>	<p>30 Color with your child! Allow them to scribble. Show them how to draw circles and lines.</p>	<p>31 Go for a nature walk and talk about winter.</p>	



Winter Sensory Bag

Materials:
 Clear Hair Gel
 Glitter
 Plastic Bag
 Marshmallows

1. Combine the hair gel, glitter, and marshmallows in the plastic bag.
2. Seal the bag, and store in the fridge until playtime.
3. Let your children squish and mush the wintry mix by squeezing the outside of the bag.