




<i>Sunday</i>	<i>Monday</i>	<i>Tuesday</i>	<i>Wednesday</i>	<i>Thursday</i>	<i>Friday</i>	<i>Saturday</i>
		1 Cut a square from the side of a used cereal box. Cut the square into 4 pieces to make a simple puzzle for your child.	2 Blow bubbles outside. Talk about the different sizes of the bubbles.	3 Talk about the number 3 today: count to 3, find 3 objects, etc.	4 Look for objects in your home shaped like a circle.	5 Have a Teddy Bear Picnic outside today. Take the bears for a ride in a wagon.
6 Run while holding tissue paper streamers. Watch them flap in the wind.	7 Blow cotton balls across the table. Pretend to be the wind blowing the clouds.	8 Practice tip-toeing across the floor with your child.	9 Encourage your child to tell you about her day.	10 Teach your child to sing and do the motions to "I'm a Little Teapot."	11 	12 Roll a ball back and forth with your child.
13 Draw faces on your child's fingers to make silly finger puppets.	14 Color a sidewalk with sidewalk chalk and then squirt it with a spray bottle filled with water. Watch it transform!	15 When washing your child at bath time, give her a washcloth and ask, "Where is your foot? There it is! Let's wash it."	16 Cut out shapes and then have your child glue the shapes onto another piece of paper with a glue stick.	17 Read with your child for 15 minutes today. Go to the library and check out books about summer!	18 Look for worms in your yard. Try moving like a worm.	19 Commit to a TV/phone/tablet screen-free evening and read together as a family.
20 	21 Take turns with your child throwing rolled up socks into a laundry basket.	22 Today is the first day of summer. Celebrate by reading outside!	23 Look at a book together and say, "I see a _____. Do you see the _____?" When he points to it, say, "There it is, you found it!"	24 When cleaning up toys together, make up or sing a cleanup song. Sing it until everything is put away.	25 Gather five or six items and place them in a line on the floor. Then ask your child, "Where is the _____?"	26 Go outside and look for bugs. Count how many you see.
27 Sing "Pat-a-Cake" to your child. Use her name in the song.	28 Go for a nature walk and talk about summer.	29 How many books have you and your child read together this month? 5, 10, 15, more?	30 Repeat your favorite activity of the month!			
Connect With 4C Resources Online Parenting E-newsletter: Sign up for our monthly e-news full of parenting tips! Visit www.4cforchildren.org/families . Social media: Connect with 4C on Facebook, Pinterest, Twitter, YouTube and Instagram! Just search for 4C for Children on your favorite social site.						



DIY Bubble Snakes

Materials:

- Empty Water Bottle
- Sock
- Rubber Band
- Dish Soap
- Water

Cut the bottom of the water bottle off and place the sock over the cut end. Fold the sock over and add a rubber band around the sock and bottle to keep it nice and snug.

Mix together 3 tsp dish soap and half a cup of water. Have your child dip the sock covered end of the water bottle into the mixture, then blow into the mouth piece to create a bubble snake!